

Description	Land Area	Building Area Gross	Building Area Net	Parking	Future Expansion	Parking Regular	Parking Handicap	Total Building	Total Parking
<b>Department Stores</b>									
A JC Penney	250,300	60,340	57,325	427				57,325	427
B JC Penney	216,018	50,701	49,246	246				49,246	246
C ShopKo	366,845	127,325	115,537	518		38		115,537	556
D Sears (Net Area Estimate)	374,912	68,988	66,000	500	25,000	(33)		91,000	467
S subtotal	1,271,145	307,354	288,108	1,891	25,000	5		313,108	1,896
Acme/Buc/Regina/TC	2,714			67					67
<b>Enclosed Mall</b>									
F-1 Mall Building	262,702	9,304	9,304	122				9,304	122
F-2 Mall Building	71,964	34,589	32,695	105				32,695	105
F-3 Mall Building	71,964	34,589	32,695	105				32,695	105
F-4 Mall Building	43,330	42,097	42,097		12,023			42,097	467
F-5 Mall Building	34,564	30,721	30,721					30,721	42,750
F-6 Kiosks (4) Seating Area	304	304	304					304	
F-7 Seating Area	1,050			40					40
F-8 Southeast Remainder	78,602			61					61
S subtotal	133,821	147,718	138,086	329	12,023	66		150,115	395
Common Area/Meat/Office	15,65	50,162		2,38					2,63
<b>Freestanding Pads</b>									
H Taco Bell	185,953	2,914	2,914	170				2,914	170
J Chili's	12,698	5,338	5,338					5,338	
K Kwik Trip	14,015	8,091	8,091	98				8,091	98
L Edwards Restaurant	14,015	8,091	8,091	98				8,091	98
M Pad (Pole Line)	66,091				7,000	117	4	7,500	121
N Edge Wireless	32,728	4,285	4,285	32				4,285	32
P Pad (ShopKo)	33,800	24,479	24,479	50				24,479	50
S subtotal	244,719	24,479	24,479	302	10,000	135	6	34,479	1424
<b>TOTAL MALL</b>	<b>2,229,418</b>	<b>475,551</b>	<b>456,673</b>	<b>2,370</b>	<b>47,023</b>	<b>206</b>	<b>6</b>	<b>487,702</b>	<b>2,885</b>
<b>Power Center</b>									
300 Barnes & Noble	198,630	14,861	14,790	199				14,790	199
301 Tensley Mowing	101,255	7,241	7,222	155				7,222	155
303 Central West Restaurant	5,830	5,795	5,795					5,795	
305 Edge Wireless	14,015	8,091	8,091	98				8,091	98
309 BancFirst	1,794	1,716	1,716					1,716	
310B Moby's Bakery	2,181	2,186	2,186					2,186	
310C New York Burrito	1,720	1,720	1,720					1,720	
311 Edge Wireless	3,300	3,300	3,300					3,300	
313 Edge Wireless Business	3,300	3,300	3,300					3,300	
313 Cit Financial	1,640	1,650	1,650					1,650	
Expansion	359			7,104		(19)			7,104
Maintenance	298,885	48,125	44,586	344				44,586	344
S subtotal	688	688	688	7,104		(19)		688	7,104
<b>TOTAL MALL AND POWER</b>	<b>2,529,303</b>	<b>524,676</b>	<b>495,259</b>	<b>2,724</b>	<b>54,133</b>	<b>187</b>	<b>6</b>	<b>540,392</b>	<b>3,200</b>
									5,311

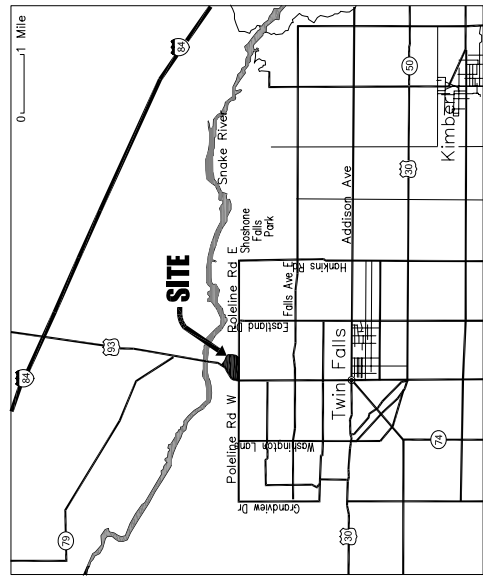
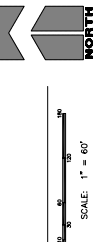
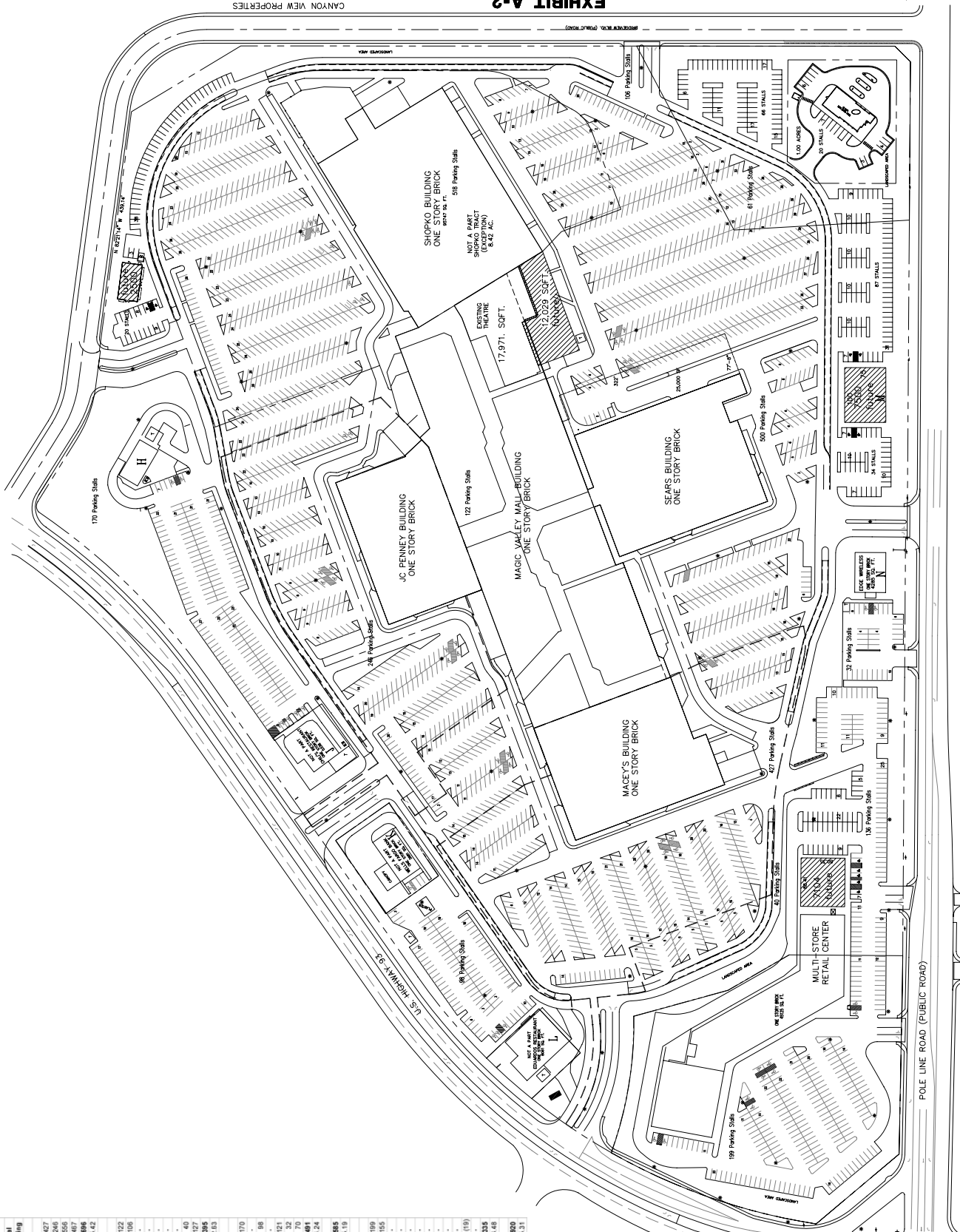


EXHIBIT A

VICINITY MAP



SITE PLAN